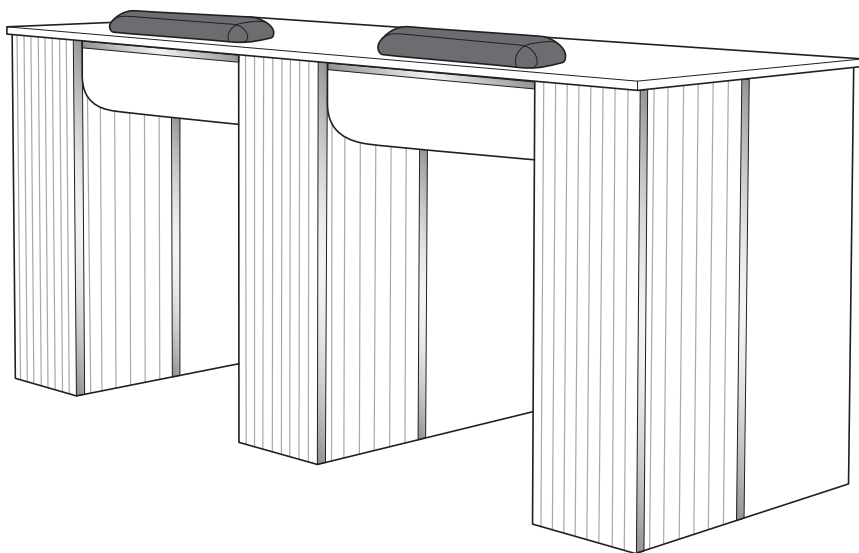




Le Cinq

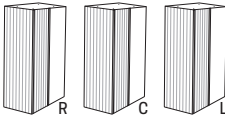
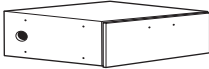

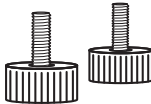


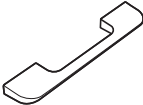


Double Table



User Manual

Ergonomic and elegant
manicure double table

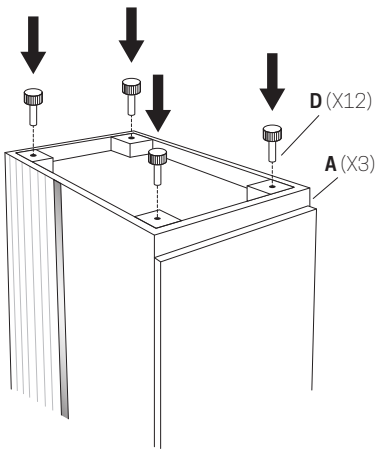
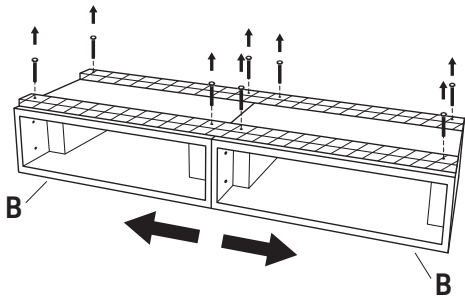
ASSEMBLY

<p>A (x2) Table Legs</p> 	<p>B (x2) Top Drawers</p> 	<p>C (x1) Trash Bin</p> 	<p>D (x12) Rubber Feet</p> 
<p>E (x16) M3x6 Screw & Washer</p> 	<p>F (x1) Key Wrench</p> 	<p>G (x8) Pull Handles</p> 	<p>H (x2) Marble Countertop Stones</p> 
<p>H (x2) Hand Rest Cushionsx</p> 			

1. Unpack the components

The Top Drawers (B) arrive fastened together with screws inside the packaging to protect them during transport. Undo the screws and separate the drawers before starting assembly.

Find the Trash Bin (C) in the lower drawer of the right Table Leg (A), all the components needed for assembly are inside the trash bin.

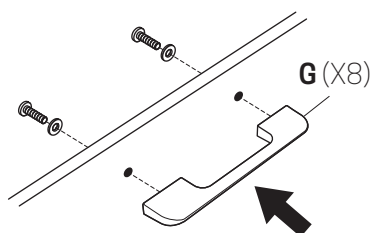
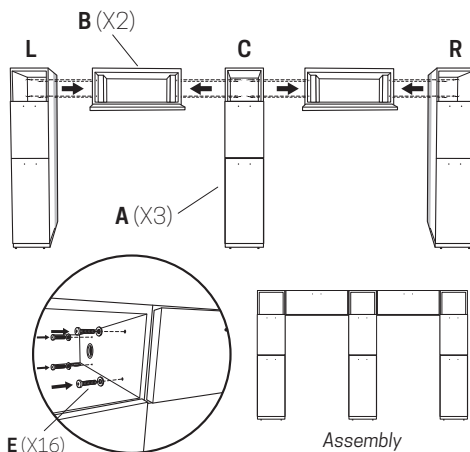


2. Attach Rubber Feet

Insert 4 Rubber Feet (D) to the bottom of each of the 3 Table Legs (A).

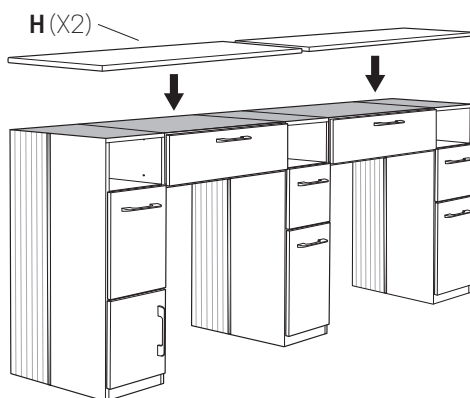
3. Assemble Table Legs to Top Drawers

Assemble the 3 Table Legs (A) to the 2 Top Drawers (B) using the Screws (E) and the Key Wrench (F).



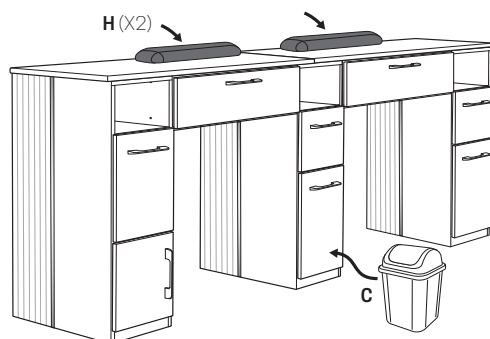
4. Assemble Pull Handles

Pull Handles (G) arrive fastened on the inside protect them during transport. Unscrew all Pull Handles and reattach them facing to the outside.



5. Recommended: Fasten Countertop

Fasten the 2 Marble Countertop Stones (H) to the top of the table using glue or silicon (not included).



6. Finished assembly

The table is now fully assembled. Remember to put the Trash Bin (C) back into the drawer where it came and place the 2 Hand Rest Cushions (H) on the Countertop.

FEATURES

1 | Elegant Design

Elevates your saloon style with an elegant design with marble countertop and golden accents.

2 | Storage

Eight drawers and three open shelves to have everything you need close at hand.

3 | Power Hubs (x2)

Embedded power outlets available to connect from every drawer.

- 4 AC Outlets
- 2 Fast charging USB-A port
- 2 Fast charging USB-C port

4 | Trash Bin

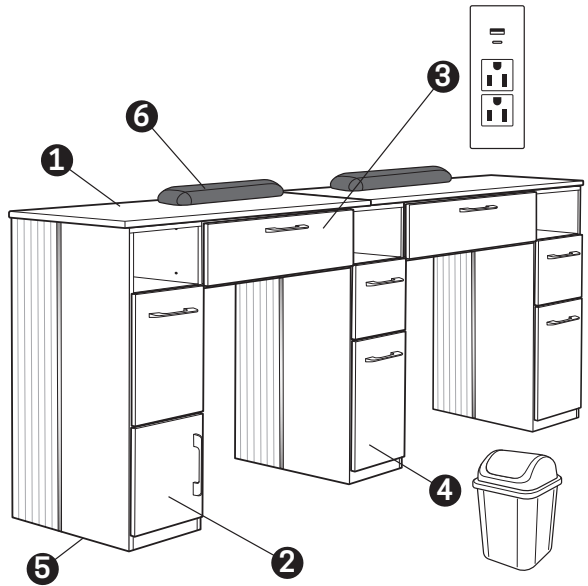
Includes a concealed trash bin drawer to help maintain a clean and tidy workstation.

5 | Rubber Feet

Heavy duty rubber feet. Provide a stable support while protecting table and floor from scratches and wear.

5 | Hand Rest Cushion (x2)

PU, acetone resistant nail cushion accessories.



MAINTENANCE RECOMMENDATIONS

Use a cleaning solution or sanitizer to clean the table and accessories after every service.

Regular maintenance and checking for any issues can help prolong the table's lifespan.



RISK OF ELECTRIC SHOCK

Use only indoors in dry locations.



STATE OF CALIFORNIA PROPOSITION 65 WARNING

Product may contain chemicals known to the State of California to cause cancer or reproductive harm. For more information, go to www.p65warnings.ca.gov

Power outlet hub in compliance with safety standards



TECHNICAL SPECIFICATIONS		
Dimensions	Height	30.5" (78 cm)
	Length	74.5" (189 cm)
	Width	17" (43 cm)
Weight	235 lb (108 kg)	
Acetone resistant	Yes	
Countertop material	Marble	
LED light	No	
Power outlet hubs (2)	4 AC Outlets 12A 125V AC 60Hz 1500W	
USB charger	2 USB-A & 2 USB-C Ports 5V 2A Max	
Assembly required	Yes (all required tools included)	
Wheels	No	
Trash bin	1 Included	
Hand rest cushions	3 Included	
Warranty	6 Months	
Importer	T-SPA MFG, LLC	
Manufacturer	MY LIEN VIET MTV CO., LTD	



T-SPA[™]
WWW.TSPALLC.COM

T-SPA MFG, LLC
10510 Kinghurst Dr
Houston, TX 77099
1(888)508-8772
Info@tspallc.com