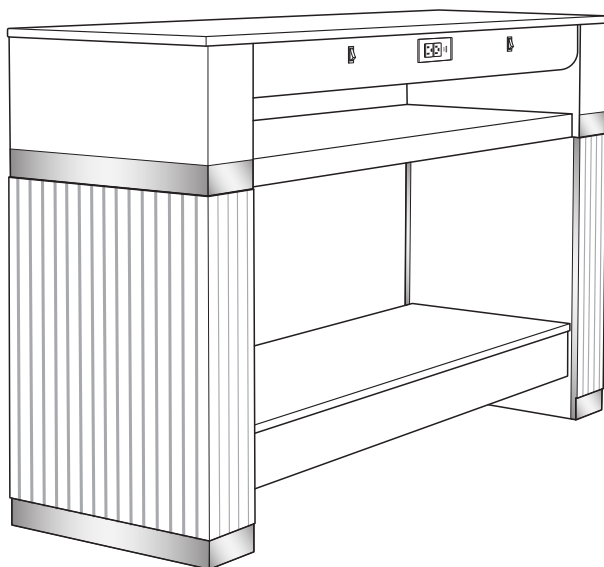




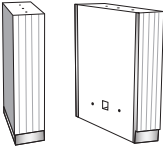

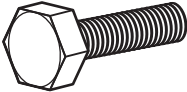


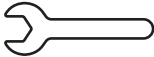



Le Cinq Dry Station



User Manual

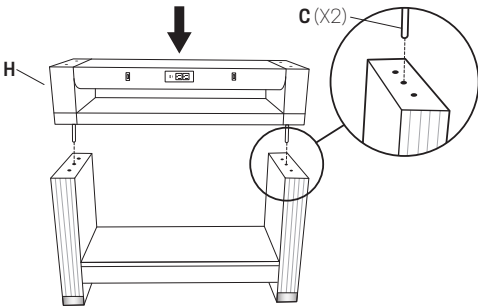
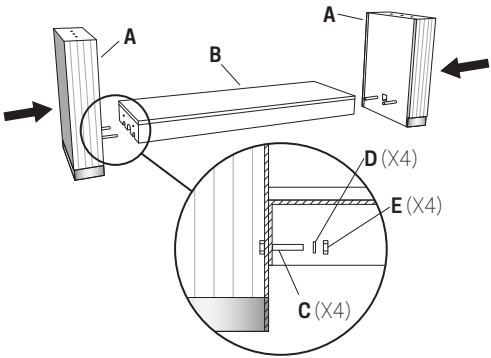
Ergonomic and elegant
manicure dry table

ASSEMBLY

| | | | |
|--|--|---|--|
| A (x2) Table Legs  | B (x1) Bottom Shelf  | C (x10) M4x6 Bolt  | D (x4) Washer  |
| E (x4) Nut  | F (x1) Wrench  | G (x1) Socket Wrench  | H (x1) Top Shelf  |
| I (x1) Marble Countertop  | | | |

1. Assemble Table Legs to Bottom Shelf

Attach the Table Legs (A) to the Bottom Shelf (B) with 4 Bolts (C) and Washers (D), using the Wrench (F) and Socket Wrench (G).

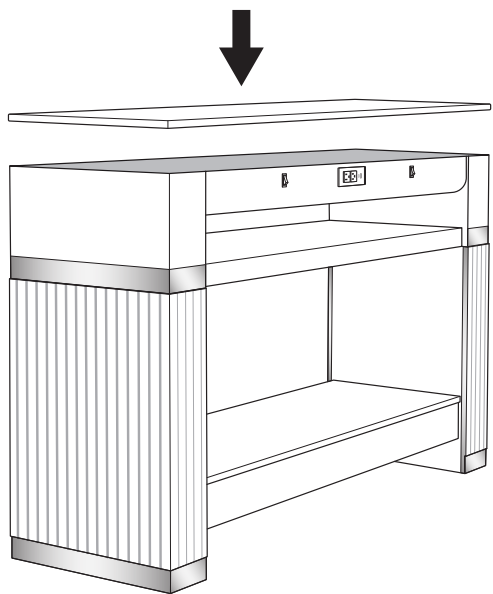
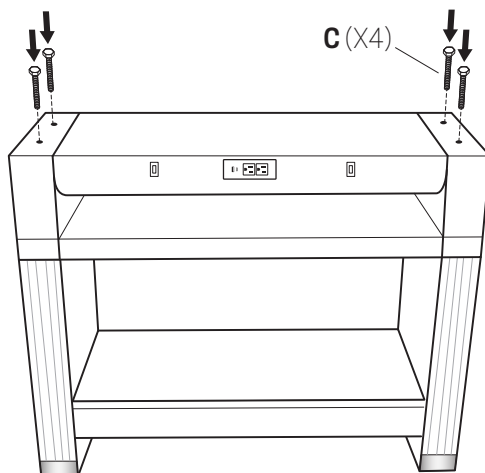


2. Assemble Top Shelf

Assemble the Top Shelf (H), inserting 2 Bolts (C) through the Top Shelf and into the Table Leg's middle hole.

3. Secure Top Shelf

Secure the Top Shelf using 4 Bolts (C) and the Socket Wrench (G).



4. Recommended: Fasten Countertop

Fasten the Marble Countertop (I) to the top of the table using glue or silicon (not included).

FEATURES

1 | Elegant Design

Elevates your saloon style with an elegant design with marble tops (countertop & bottom shelf) and golden accents.

2 | Manicure Drying Area

2 Sets of fans and 4 sets of impression LED lights.

3 | Pedicure Drying Area

2 Sets of fans and 4 sets of impression LED lights.

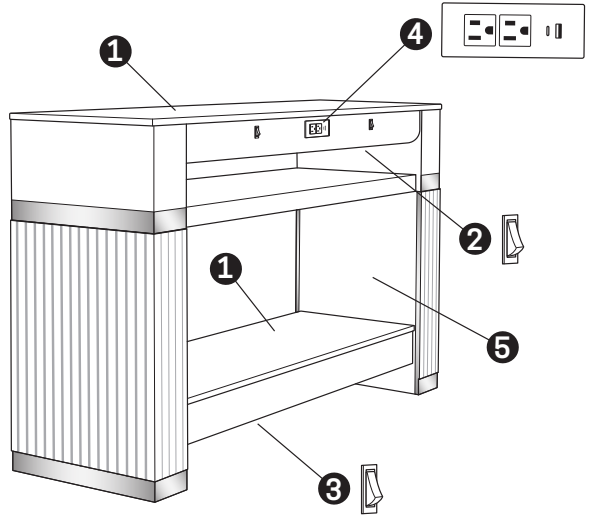
4 | Power Hub

Embedded power outlets available to connect from every drawer.

- 2 AC Outlets
- 1 Fast charging USB-A port
- 1 Fast charging USB-C port

5 | Storage

Bottom shelf to have everything you need close at hand.



MAINTENANCE RECOMMENDATIONS

Use a cleaning solution or sanitizer to clean the table and accessories after every service.

Regular maintenance and checking for any issues can help prolong the table's lifespan.



RISK OF ELECTRIC SHOCK

Use only indoors in dry locations.



STATE OF CALIFORNIA PROPOSITION 65 WARNING

Product may contain chemicals known to the State of California to cause cancer or reproductive harm. For more information, go to www.p65warnings.ca.gov

Power outlet hub in compliance with safety standards



| TECHNICAL SPECIFICATIONS | | |
|--------------------------|---|---------------|
| Dimensions | Height | 36" (91 cm) |
| | Length | 58" (130 cm) |
| | Width | 17.5" (45 cm) |
| Weight | 137 lb (108kg) | |
| Capacity | 4 People | |
| Acetone resistant | Yes | |
| Countertop material | 2 Marble tops (counter top & shelf top) | |
| LED light | Yes | |
| Fans | 2 For manicure Fans & 2 for pedicure | |
| Light Bulb Sockets | 4 For manicure Fans & 4 for pedicure | |
| Power outlet hub | 2 AC Outlets — 12A 125V AC 60Hz 1500W | |
| USB charger | 1 USB-A & 1 USB-C Ports — 5V 2A Max | |
| Power supply | 120V | |
| Assembly required | Yes (all required tools included) | |
| Wheels | No | |
| Trash bin | No | |
| Hand rest cushion | No | |
| Warranty | 6 Months | |
| Importer | T-SPA MFG, LLC | |
| Manufacturer | MY LIEN VIET MTV CO., LTD | |

T-SPA[™]
WWW.TSPALLC.COM

T-SPA MFG, LLC
10510 Kinghurst Dr
Houston, TX 77099
1(888)508-8772
Info@tspallc.com